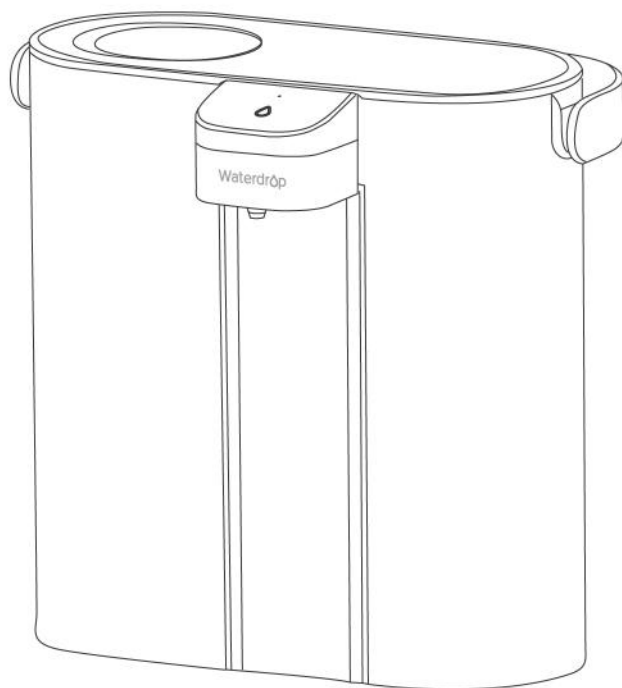


Waterdröp

Instruction Manual

Product Model: WD-ED02W/WD-ED02B



Flash Powerful Countertop Water Filtration System



1-888-352-3558 (U.S.)



service@waterdropfilter.com

Before Installation

Inspect the Package

Inspect system to ensure nothing is left out or damaged during shipping. If there are any parts cracked or broken, please feel free to contact our customer service for help:

TEL: +1-888-352-3558 (U.S.)

E-mail: service@waterdropfilter.com

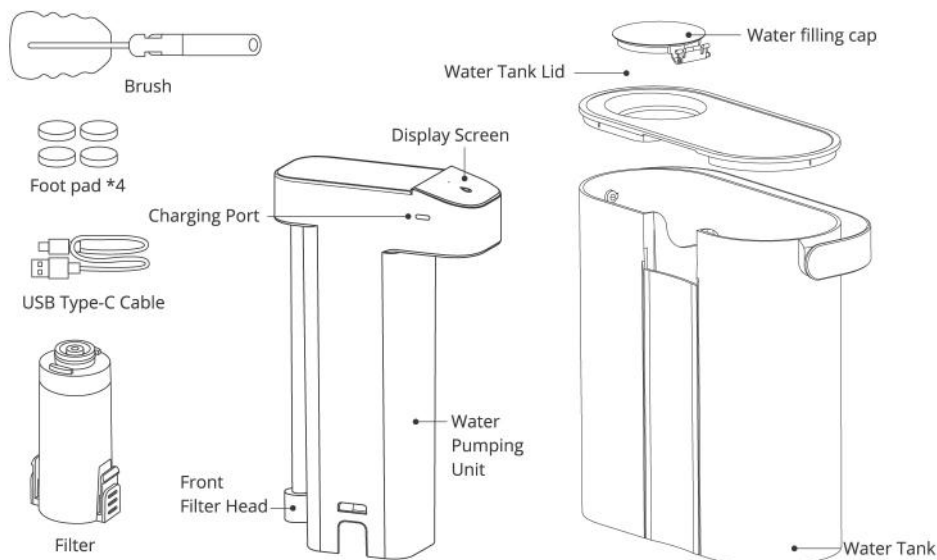
Specifications

To achieve the optimal performance, it is highly recommended to use the system within the operational parameters.

Model	WD-ED02W/WD-ED02B
Size (L*W*H)	10.6"*6.7"*10.2"
Rated Flow Rate	Up to 0.21 GPM (0.8 LPM)
Filter Capacity	Up to 3 months or 200 Gal
Water Tank Volume	14 CUP/(3.3L)
Feed Water Requirement	Municipal Tap Water
Water Temperature	33-101°F/1°C-38°C
Battery Capacity	5000 mAh
Rated Power	8W
Rated Voltage/Current	5V= 2A
Battery Life	Up to 1 month

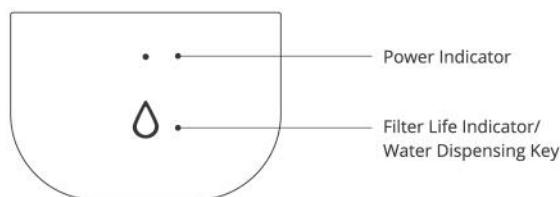
- The battery life was tested under the conditions of 77°F(25°C) room temperature and 15 CUP usage per day. There may be differences in the results due to variations in usage frequency and environmental temperature.
- If you are using well water as the source, please ensure that the feed water has been through a pre-filtration system.
- The actual total amount of purified water will vary due to differences in water quality and usage environment in different locations.

Part List



NOTE: The product, user interface and other illustrations in the manual are schematics for reference only. Due to the update and upgrade of the product, there is a slight difference between the product and the schematics.

Indicator Light Instructions



Name	Status	System Status
Power Indicator	Red light flashes	Battery needs to be charged
	Green light flashes	Charging
	Green light stays on	Charging completed
Filter Life Indicator	Blue light stays on	The filter life is normal and it can be used normally.
	Red light flashes	The filter will expire soon (7-day advance warning), and please replace it as soon as possible.
	Red light stays on	The filter has expired, and please replace it as soon as possible. Hold the key for 3 seconds to reset the filter, and the indicator will turn blue from red.
	*Blue light flashes	The filter is on flushing, and the water can not be drunk.

The program versions may have differences. Please refer to the actual product for accuracy.

Installation



Step 1

- Take out the water pumping unit, clean the water tank manually, and fill the water tank with municipal tap water. **Do not let the water level exceed the MAX line or fall below the MIN line.**

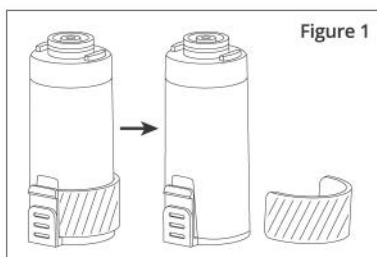


Figure 1

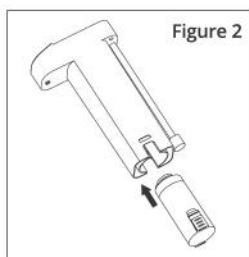


Figure 2

Step 2

- Remove the filter package and the paperboard (Figure 1), align buckles of the filter to notches of the water pumping unit, and insert a new filter (Figure 2). After the new filter is installed in place, the bottom of the filter is aligned with that of the water pumping unit, and there may be a slight mechanical sound.

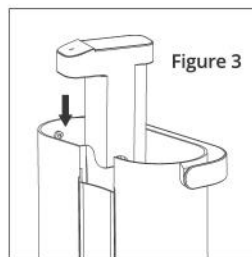


Figure 3

Step 3

- Put the water pumping unit into the water tank. (Figure 3)

Step 4

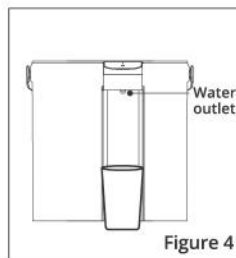
- Click the water dispensing key "O" twice to allow water to naturally flow out of the water outlet, and start to take water.

NOTE:

- For better filtration, activate the filter first by flushing. **When using it for the first time or after replacing it, please discard the first tank of filtered water and do not drink it.**
- If this system vibrates excessively on a table, it is recommended to put four foot pads at the bottom of the water tank. This system is not prone to sliding around in a refrigerator, so it is not suggested to install the foot pads.

Operation and Settings

Daily Operations



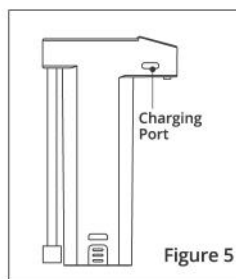
Water Taking

- Put a container or a cup under the water outlet, activate the screen by clicking the water dispensing key "Δ", and click it again to dispense water. (Figure 4)
- After taking water, click the water dispensing key "Δ" again to pause water dispensing.



NOTE: This system comes with a long-time water taking protection function.

After over 3 minutes of continuous water dispensing, the system will buzz once and automatically stop running.



Charging

- The power indicator on the display screen of the system flashes red to signal low battery, and charge the system by using a 5V=2A adapter and inserting a USB Type-C Cable into a side charging port of the water pumping unit. (Figure 5)
- After charging is done, the power indicator on the display screen stops flashing green and turns solid green.



NOTE: Please charge the system by using a 5V=2A power adapter. The system can be used while being charged, and the charging time may last for 4-5 hours. If the charging current is smaller than 2A, the charging time will be prolonged beyond expectations and the simultaneous charging and usage functions will be disabled.

Filter Life and Replacement Guideline

a. Filter Life

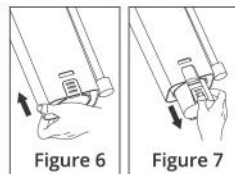
Model: WD-EDF

Filter Life: Up to 3 months or 200 gallons



NOTE: The filter life may vary based on water consumption and water quality.

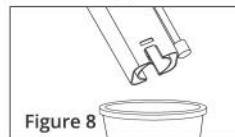
b. Filter Replacement Guide



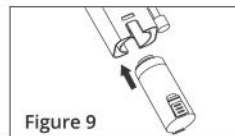
- To remove the old filter, take out the water pumping unit (Figure 6), and push the bottom of the filter upwards to loosen the filter from the water pumping unit. Then, press the buckles on both sides of the filter to take the filter out of the water pumping unit. (Figure 7)



NOTE: There may be a small amount of water flowing out of the water pumping unit when pulling out the filter, so be sure to place a container underneath. (Figure 8)



- Remove the filter package and the paperboard on two sides, align the buckles of the filter to notches of the water pumping unit, and insert a new filter. After the new filter is installed in place, the bottom of the filter is aligned with that of the water pumping unit, and there is a slight mechanical sound. (Figure 9)



- Hold the water dispensing key "Δ" for 3 seconds for filter resetting, and after the filter is successfully reset, the filter life indicator turns blue.

- After filter reset, it is highly recommended to flush it for at least 3 minutes before using.

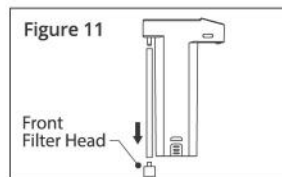


NOTE: For better filtration, activate the filter first by flushing. When using it for the first time or after replacing it, please discard the first tank of filtered water and do not drink it.

Frequently Asked Questions

Issues	Possible Causes	Solutions
No water dispensing or water flow gets smaller.	Please check if the system has power.	If there is no power, please charge it with a charger.
	Please check if the filter is installed.	If not, please reinstall the filter.
	Please check if there is water in the water tank.	Please refill the water tank with water.
	Please check if the front filter head is clogged.	If yes, please dismount the filter head and clean it.
	Please confirm if the filter has expired.	If yes, please timely replace the filter and reset it.
Water flow pauses or unit makes a brief noise during initial filter flush.	Neither is a concern and should only happen during installation as air is initially purged from the filter.	If the water flow pauses, press again to resume the water flow.
The battery life is shorter than 1 month.	The battery life will be shortened by about 50% if the system is used at a low temperature or in a refrigerator.	/
	The more frequently water is taken, the shorter the battery life will be.	/
The water dispensing key keeps flashing red after the new filter is installed.	Please check if filter resetting operation is required.	Hold the water dispensing key "O" for 3 seconds to reset the filter life indicator, and the filter life indicator turns blue from red after successful resetting.
TDS value is not reduced after filtration.	TDS stands for total dissolved solids. It is composed of inorganic salts and a small amount of organic matter. This system cannot reduce the TDS value because it removes harmful substances while keeping beneficial trace elements.	/
There are white bubbles in filtered water.	This is because the pump in the system produces pressure, when water flows out of the system, gas molecules expand into small bubbles due to sudden disappearance of pressure onto the gas molecules, resulting in the milk white phenomenon of water. However, this phenomenon will fade over time.	This is a normal physical phenomenon and has no influence on drinking of the filtered water.

Cleaning and Maintenance



- It is recommended to clean the water tank with a brush once a month to avoid scale formation. Please keep in mind that organic solvents such as alcohol should not be used to clean it. **(Figure 10)**
- To avoid affecting system performance, it is recommended that the front filter head be dismounted and cleaned on a regular basis. **(Figure 11)**
- If you are not going to use this system for an extended period of time, please empty the water tank first. It is recommended to remove the filter and store it in the cold storage layer of a refrigerator if it has not been used for more than 7 days, and to discard the first cup of filtered water when using it again.

Cautions of Built-in Battery

- The built-in battery is non-removable, please do not disassemble it yourself to avoid reducing battery performance, damaging the battery, and even causing serious safety hazards such as overheating, fire disaster and so on under extreme conditions.
- If the system is not used for a long time, please charge it at least once every 3 months to avoid the condition that the system fails to work.
- When the battery is low, please charge it as soon as possible to prevent the battery's service life from being shortened.
- Do not expose the battery to any direct heat sources, including fire or direct sunlight.
- The battery must be removed from the system before disposal.
- Do not put the system or battery pack in fire, water, or other liquids to avoid any explosion risks.
- Do not dispose of batteries in household waste, and please dispose of them according to local laws and regulations.
- Do not heat the battery pack above 140°F (60°C) or incinerate it. Please keep it out of the reach of children.

Limited Product Warranty

The system comes with one-year warranty. The warranty of the system covers defects in materials and workmanship from the original date of purchase. During the warranty period, we will replace or repair any part which is deemed to be defective, if the system has not been subjected to tampering, alteration, lack of regular maintenance or improper use after delivery. The cost of repair or replacement under those excluded circumstances shall be borne by the consumer. This limited warranty does not cover the following items: filters and all other parts or components that require regular replacement as a result of ordinary usage. This limited warranty only applies if the Water Filtration System is installed, used, and maintained in compliance with all instructions and requirements enclosed with the Water Filtration System.

This limited warranty shall only be valid if:

- Working conditions are 1-38°C/33-100°F.
- The feed water must have a pH between 6.5 and 8.5.
- Turbidity must be less than 1.0 NTU.
- The TDS of feed water must be less than 500 ppm.

Any information or suggestion with respect to the system concerning applications, specifications or standards is provided solely for your convenience.

The quality of water supplies may vary seasonally or over a period of time. Your water quality may vary as well. The manufacture shall assume no liability for the determination of the proper system necessary to meet your requirements, and we do not authorize others to assume such obligation on our behalf. You must verify and test the suitability of any information with respect to the system for your specific application.

This limited warranty shall be void if:

- The cartridge filters are not replaced on the recommended maintenance schedule.
- The system is purchased from someone other than our official website or our authorized dealers, as we cannot verify or guarantee the integrity or authenticity of the system.

Our sole obligation under this warranty shall be repair or replacement of a non-conforming system or parts of this system, or at our option, return of the system and a refund of the purchase price. Our obligation does not include the cost of transportation. We are not responsible for damage in transit, and claim that such damage should be presented to the carrier by the customer.

NOTE: In case some states do not allow limitations on how long an implied warranty lasts, you may choose to return the Water Filtration System. If you choose to keep it, you agree that the above limitations still apply to you.

The warranties set forth herein are the only warranties made by us with respect to the system. We make no warranties, expressed or implied, including, but not limited to, any warranties of fitness or merchantability, except as expressly set forth above.

Safety Notice

1. The system should be placed horizontally, not upside down or diagonally.
2. The system is not for commercial use. It's for home use only, and must be used according to the specifications of this manual.
3. Do not place any foreign objects in the water tank. Do not pour other liquids aside from water into the tank.
4. When the system fails, please contact our customer needs help.
5. Do not use wet hands to insert/pull the plug or use a damp cloth to clean the plug. These may cause electric shocks.
6. When cleaning, ensure that the charging port does not enter water.
7. When charging and pulling out the plug, hold the plug and pull it out. Do not pull or twist the power cord, so as not to damage the power cord and cause leakage danger.
8. Always place the system in a ventilated, moisture-proof, sun-proof, and freeze-proof room. Avoid contact with corrosive substances.
9. Do not store flammable items such as rags, paper or aerosol cans near the system to reduce the chances of fire incidents. Don't store or use gasoline or other flammable vapors and liquids in the vicinity of this or any other system.



This system complies with part 15 of the FCC Rules. Operation is subject to the following two conditions: (1) This system may not cause harmful interference, and (2) this system must accept any interference received, including interference that may cause undesired operation. Any changes or modifications not expressly approved by the party responsible for compliance could void the user's authority to operate the system.



Warning:

- This system can be used by children aged from 8 years and above and persons with reduced physical, sensory or mental capabilities or lack of experience and knowledge if they have been given supervision or instruction concerning use of the system in a safe way and understand the hazards involved.
- Children shall not play with the system.
- Cleaning and user maintenance shall not be made by children without supervision.
- The system is only to be used with the unit provided.
- If the supply cord is damaged, it must be replaced by the manufacturer or its service agent or a similarly qualified person in order to avoid a hazard.



Disposal

Dispose of the packaging material in an environmentally friendly manner so that it can be recycled.

The system is governed by the European Directive 2012/19/EU on waste electrical and electronic equipment (WEEE). Do not dispose of the system as normal domestic waste, but rather in an environmentally friendly manner via an officially approved disposal company.



WaterdrOp

Flash Powerful Countertop
Water Filtration System

Manufacturer Technical Support

Tel: 1-888-352-3558 (U.S.)

E-mail: service@waterdropfilter.com

Made in China V002

Qingdao Ecopure Filter Co., Ltd.

